

In-Line Strainer

The Singer Model In-Line Strainer is designed to protect control valves and pipelines from foreign matter and debris in the flow stream.

NOTE: pressure gauges are optional



TECHNICAL GUIDE: **AVH2.1**

Applications

Potable water
Control valve protection
Municipal
Mining applications
Irrigation applications

Product Attributes

316 Stainless Steel
Large area Z plate screen
Ductile iron, fusion bonded epoxy coating

Quality

ISO 9001:2015 Quality Management Systems

The Z plate screen design is excellent for providing a smooth laminar flow, which is ideal for locations ahead of automatic control valves.

The Z plate screen is manufactured in corrosion resistant Stainless Steel and allows for a large flow area. It is easily removed by taking off the top cover plate. It is also supplied with flushing ports on both sides of the strainer along with an air bleed connection and connections across the screen for the installation of a differential pressure gauge if required.

STANDARD MATERIALS

- Body: ASTM A536-65/45/12 Ductile Iron, fusion bonded Epoxy coating
- Cover: 1045 Steel, fusion, bonded epoxy coated
- Seal: Buna-N
- Screen: 316 Stainless Steel
- Drain Plug: 316 Stainless Steel

TECHNICAL SPECIFICATIONS

- Pressure rating: PN16. Higher pressure ratings available on request.
- Max temperature: 82°C

TABLE 1 Pressure Drop

Size (mm)	L/s	KPA
50	13	17
65	19	24
80	29	22
100	50	16
150	114	15
200	196	17*
250	309	41*
300	442	52*

*Estimated

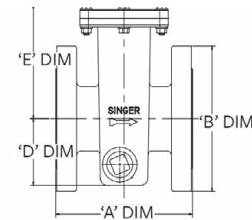
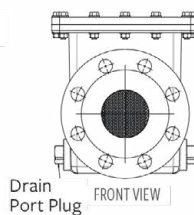
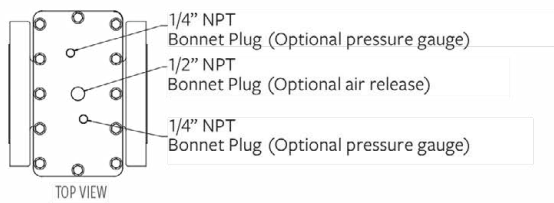


TABLE 2

Item Code	Size (mm)	A (mm)	B (mm)	D* (mm)	E (mm)	NPT Drain Plugs	Screen Peforation
0005-2124	50	230.1	152.4	96.8	165.6	31.8	4.1
0005-2125	65	230.1	177.8	96.8	165.6	31.8	4.1
0005-2105	80	190.5	190.5	96.8	165.9	31.8	4.1
0005-2106	100	190.5	228.6	108	186.2	31.8	4.1
0005-2107	150	228.6	279.4	139.7	218.7	38.1	4.1
0005-1352	200	228.6	342.9	172.7	250.2	38.1	4.1
0005-2117	250	254	406.4	219.2	285.8	50.8	4.1
0005-2120	300	304.8	485.9	257.3	333	50.8	4.1



Scan for more information

Disclaimer: While every effort has been made to ensure that the information in this document is correct and accurate, users of Hygrade Water Infrastructure product or information within this document must make their own assessment of suitability for their particular application. Product dimensions are nominal only, and should be verified if critical to a particular installation. No warranty is either expressed, implied, or statutory made by Hygrade Water Infrastructure unless expressly stated in any sale and purchase agreement entered into between Hygrade Water Infrastructure and the user. **February 2025**